

SAFETY

Safeguard yourself and others

Safety is a priority whether trekking through the wilderness or commuting in the city. Thanks to Suzuki's safety technology, you can always drive with peace of mind.

Injury mitigation body for pedestrian safety

In the unfortunate event of a collision with a pedestrian, head and leg injuries are mitigated by a bonnet and surrounding parts that are designed to absorb impact.

1. Impact-absorbing wipers
2. Impact-absorbing cowl top
3. Impact-absorbing bonnet hinges
4. Impact-absorbing fenders
5. Impact-absorbing bonnet
6. Impact-absorbing front bumper

SRS airbag system for collision safety

The Jimny is equipped with front SRS airbags for the driver and front passenger.*

*When travelling 40km/h or faster with the headlamp switch in auto position.



PERFORMANCE

Power your off-road ambitions

Nothing stands in your way when driving the Jimny. It takes you wherever you want to go with unrivalled agility, precision control and powerful torque when you need it most.

New 1.5L engine

Feel empowered in the Jimny. Its robust 1.5L engine generates strong torque throughout a wide rpm range for powerful off-road performance. Small and lightweight, it also delivers high fuel efficiency.



Pack your gear for adventure

Whether navigating the urban jungle or exploring off the beaten track, the Jimny offers ample space and practical storage features to accommodate every need.

Practical rear storage

Be packed and ready for every possibility. The thoughtfully designed rear storage area can be expanded by folding the rear seats, and the floor and seatbacks are resin coated *for easier removal of dirt. Flat all the way across, the expanded rear storage area allows crosswise storage of wide items. Screw holes provide support for optional accessories like luggage bars and utility hooks that enhance versatility and practicality. A rear power socket** also lets you power appliances and tools behind the vehicle.

OFF-ROAD PERFORMANCE

Depend on robust authenticity

Four uncompromising features define the Jimny as a serious off-road machine – a robust ladder frame, three ample body angles, 3-link rigid axle suspensions with coil springs and 4WD with a low-range transfer gear.



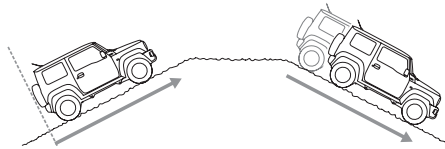
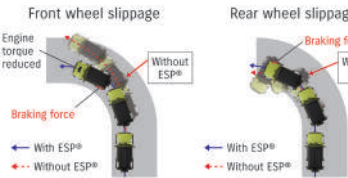
Total Effective Control Technology (TECT)

Based on Suzuki's TECT concept, the Jimny's body is specially structured to efficiently absorb and disperse the energy of impact in the event of a collision.

Electronic Stability Programme (ESP®)

When wheel slippage is detected, Electronic Stability Programme (ESP®)* automatically adjusts the engine torque and brakes to suppress wheel slippage and help the driver stay in directional control.

*ESP® is a registered trademark of Daimler AG. Please refer to the equipment list for availability.



Hill Hold Control

Move upward and onward when starting on steep slopes. Even on bumpy slopes that vary on the right and left sides, this feature helps prevent rearward rolling so you can focus on controlling acceleration.

Hill Descent Control

On tricky descents, with a push of a button, the system is designed to automatically apply the brakes and maintain a fixed speed so you can concentrate on steering without using the brake pedal or clutch.

Brake LSD Traction Control

Cover slippery ground with confidence. If two wheels diagonal from each other lose grip while you're travelling over slippery surfaces, this feature is designed to automatically brake the slipping wheels and redistribute torque to the other two wheels, allowing the Jimny to make its escape.

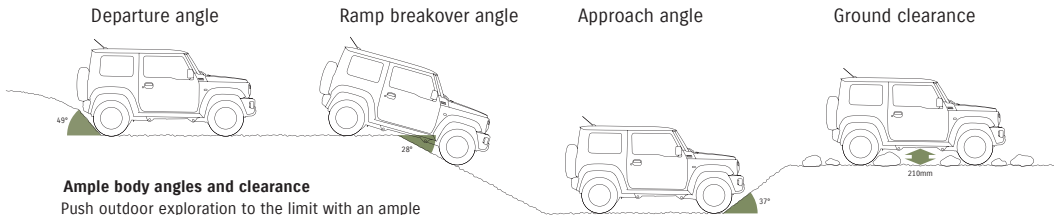


Rigid ladder frame

From the very first generation, the Jimny has always featured a ladder frame that offers a solid foundation for serious off-road performance.

3-link rigid axle suspension with coil spring

Settle for nothing less than full-width rigid axles in both the front and rear, which help the Jimny ensure superior grip on diverse surfaces. When an obstacle pushes one wheel up, the axle presses the other wheel down to increase tyre contact in rough road conditions.



Ample body angles and clearance

Push outdoor exploration to the limit with an ample departure angle, ramp breakover angle, approach angle and ground clearance that let you handle steep slopes, sharp descents and obstacles without scraping the bumpers or underbody of the Jimny.



4WD with low range transfer gear

At your command, the Jimny adapts to every situation. Shift the transfer lever to the 4L mode when the going gets tough for maximum torque and traction. On flat off-road trails and snow-covered roads, enter 4H to enjoy 4WD traction at higher speeds. Once you return to paved roads, shift to the 2H (2WD) mode for a smoother, quieter and more fuel efficient ride. Let ALLGRIP PRO satisfy your adventurous mind with its on and off-road mastery.



Major Specification

Number of doors		3	
Engine		Petrol	
		1.5L VVT	
Drive system		Part-time 4WD (ALLGRIP PRO)	
Transmission		5MT	4AT
DIMENSIONS			
Overall length	Front bumper to rear bumper	mm	3,480
	Front bumper to spare wheel	mm	3,625
Overall width		mm	1,645
Overall height		mm	1,725
Wheelbase		mm	2,250
Tread	Front	mm	1,395
	Rear	mm	1,405
Minimum turning radius		m	4.9
Minimum ground clearance		mm	210
Approach angle		deg.	37
Ramp breakover angle		deg.	28
Departure angle		deg.	49
CAPACITIES			
Seating capacity		persons	4
Luggage capacity	Max. volume	litres	830
	Rear seatback folded (VDA method)	litres	377*
	Rear seatback raised (VDA method)	litres	85*
Fuel tank capacity		litres	40
ENGINE			
Type			K15B
Number of cylinders			4
Number of valves			16
Piston displacement		cm³	1,462
Bore x stroke		mm	74.0 x 85.0
Compression ratio			10
Maximum output		kW/rpm	75/6,000
Maximum torque		N·m/rpm	130/4,000
Fuel distribution			Multipoint injection
TRANSMISSION			
Type		5MT	4AT
Gear ratio	1st	4.425	2.875
	2nd	2.304	1.568
	3rd	1.674	1.000
	4th	1.190	0.697
	5th	1.000	-
	Reverse	5.151	2.300
Final gear ratio		4.090	4.300
Transfer gear ratio	High	1.000	1.320
	Low	2.002	2.644
CHASSIS			
Steering		Recirculating ball	
Brakes	Front	Solid disc	
	Rear	Drum, leading and trailing	
Suspension	Front	3-link rigid axle with coil spring	
	Rear	3-link rigid axle with coil spring	
Tyres		195/80R15	
WEIGHTS			
Kerb weight (min./with full options)	kg	1,090/1,135	1,110/1,135
Gross vehicle weight	kg	1,435	
PERFORMANCE			
Maximum speed	km/h	145	140

All figures are manufacture's data and may vary for each market.

* Measured without luggage box.

Color Line Up



Kinetic Yellow



Blue Pearl Metallic



Chiffon Ivory Metallic



Jungle Green



Silver Metallic



Bluish Black Pearl



OMC CO., LTD.

☎ 085 916 787 / 011 916 787

📱 suzukicambodia | 📺 suzukicambodiakh



Ride your adventure
Ride with **Jimmy**

